


Android Instructions

Step 1

Install Adobe Acrobat Reader from the [Google Play Store](#)


Step 2

Click on the link that says [here](#)



Step 3

Click on the circled icon



REPORTING FORMS

[Click here to complete forms](#)

If you are using a mobile device, you must have Adobe Acrobat Reader installed on your device and then choose to open the file with Adobe Acrobat Reader.

[IOS Instructions](#)

REPORTING FORMS

[Click here to complete forms](#)

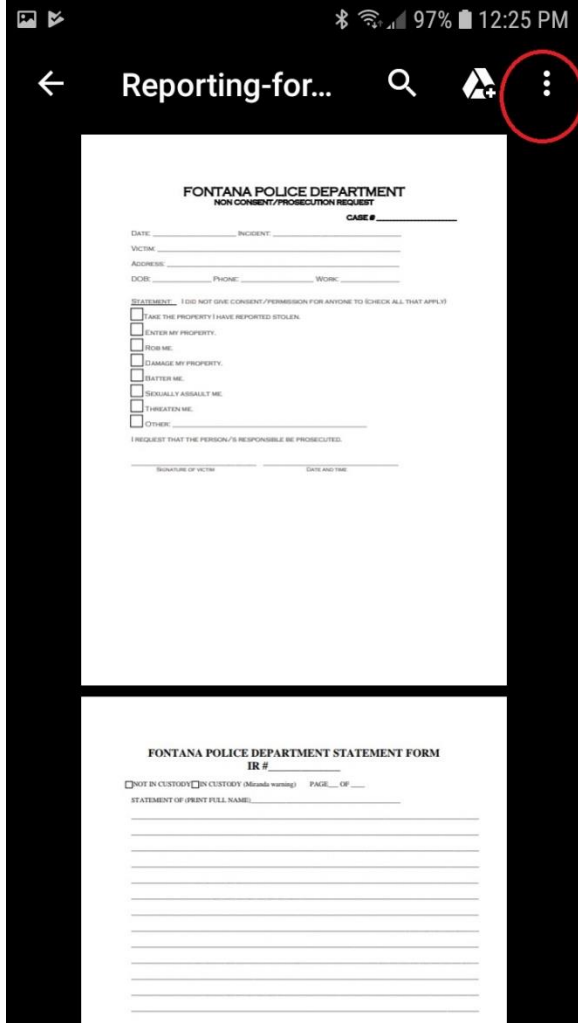
If you are using a mobile device, you must have Adobe Acrobat Reader installed on your device and then choose to open the file with Adobe Acrobat Reader.

[IOS Instructions](#)

Android Instructions

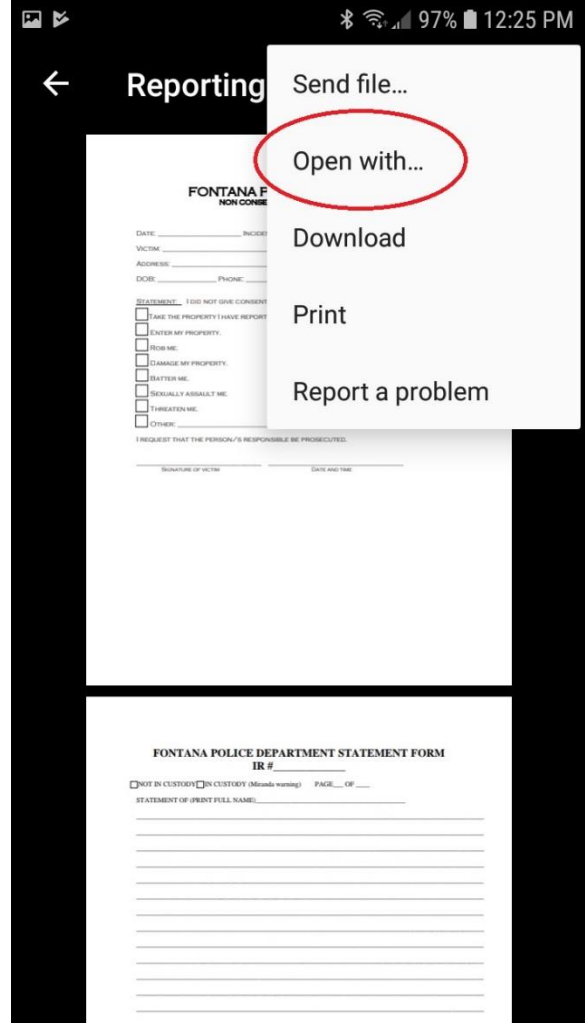
Step 4

After the file opens click the circled icon



Step 5

Click open with



Android Instructions

Step 6

Select Adobe Acrobat

